Waterpik™ Water Flosser Models WF-100 Series

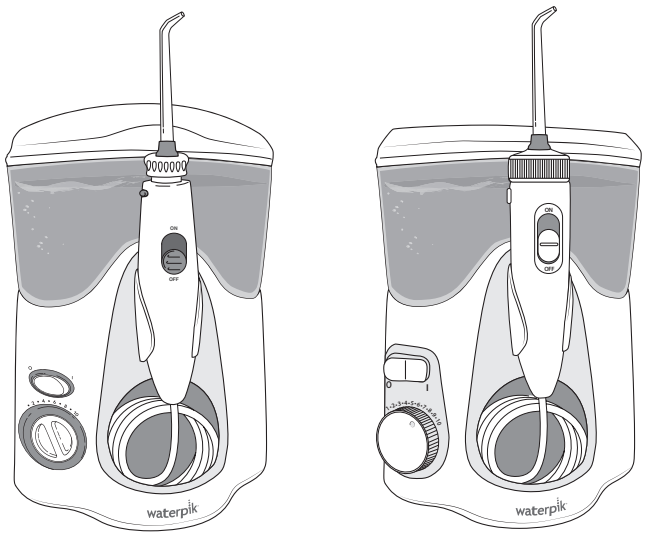

LET US HELP YOU GET STARTED!

We have many helpful tools to provide you with the best possible experience. Scan me to get started or visit waterpik.com/ultra

IMPORTANT SAFEGUARDS

READ ALL INSTRUCTIONS BEFORE USING.

- This product is for household use.

When using electrical products, especially when children are present, basic safety precautions should always be followed, including the following:

DANGER:

To reduce the risk of electrocution:

- Always unplug product after using.
- Do not use while bathing.
- Do not place or store product where it can fall or be pulled into a tub or sink.
- Do not place in or drop the product or external power supply into water or other liquid.
- Do not reach for a product that has fallen into water. Unplug immediately.
- Do not handle the external power supply with wet hands.
- Check the supply cord and external power supply for damage before the first use and during the life of the product.

WARNING:

To reduce the risk of burns, electrocution, fire, or injury to persons:

- This appliance is not intended for use by persons (including children) with reduced physical, sensory or mental capabilities, or lack of experience and knowledge, unless they have been given supervision or instruction concerning use of the appliance by a person responsible for their safety.
- Children should be supervised to ensure that they do not play with the appliance.
- Use this product only for its intended use as described in this Instruction Manual or as recommended by your dental professional.
- Never operate this product if it has a damaged cord or plug, if it is not working properly, if it has been dropped or damaged, or dropped into any liquid. Contact Water Pik, Inc. at 1-800-525-2774 or visit www.waterpik.com.

- Do not plug this device into a voltage system that is different from the voltage system specified on the device or external power supply.
- Keep electrical cord away from heated surfaces.
- When unplugging the external power supply, be sure to pull the power supply itself. Do not pull the cord to unplug.
- Never drop or insert any object into any hose or opening.
- Do not use outdoors or operate where aerosol (spray) products are being used or where oxygen is being administered.
- Remove water flosser reservoir to fill. Fill reservoir with warm water or other dental professional recommended solutions only.
- Only use tips and accessories recommended by Water Pik, Inc. and as identified in this instruction manual.
- The supply cord and external power supply cannot be replaced. If the cord or external power supply are damaged, the appliance must be scrapped.
- Do not use iodine, saline (salt solution), or water insoluble concentrated essential oils in this product. Use of these can reduce product performance and will shorten the life of the product.
- Do not direct water from the water flosser under the tongue, into the ear, nose or other delicate areas. This product is capable of producing pressures that may cause serious damage in these areas.
- Do not direct water into the nose or ear. The potentially deadly amoeba, *Naegleria fowleri*, may be present in some tap water or unchlorinated well water and may be fatal if directed into these areas.
- If your physician or cardiologist has advised you to receive antibiotic premedication before dental procedures, you should consult your dentist and/or medical professional before using the water flosser or any other oral hygiene aid.
- Remove any oral jewelry prior to use of this product.
- Do not use if you have an open wound on your tongue or in your mouth.
- Do not use this product for more than five minutes in each two-hour period.
- If the Pik Pocket™ tip (not included in all models) separates from the shaft for any reason, discard tip and shaft and replace with new Pik Pocket™ tip.
- Users are strictly prohibited from disassembling the water flosser or modifying any internal wiring, components, or protective devices.
- Users shall not attempt to dismantle the device or alter its internal wiring, components, or protective systems.
- This product does not contain any user serviceable electrical parts and it does not require maintenance. Do not attempt to open the product.
- This product complies with the safety standards for electromagnetic devices. If you have a pacemaker or other implanted device containing magnets or electronics, contact your physician or the device manufacturer prior to using the appliance.

SAVE THESE INSTRUCTIONS

INTENDED USE

Waterpik™ water flossers with PRECISIONPULSE™ TECHNOLOGY are proven to deliver an effective combination of water pressure and pulsations to remove plaque bacteria that can cause gingivitis, cavities, and bad breath.

Symbols Glossary			
Explanation of symbols used on Water Pik, Inc. product labels and packaging.			
Symbol	**Definition**	**Symbol**	**Definition**
	Manufacturer		Alternating Current (AC) Voltage
IPX7 or IPX4	Ingress Protection Code		Do not use this device in a shower, bathtub and do not immerse in any liquid
	IEC Class II Equipment		

Limited Three Year Warranty

Water Pik, Inc. warrants to the original consumer of this new product that it is free from defects in materials and workmanship for 3 years from the date of purchase. Consumer will be required to submit the original purchase receipt as proof of purchase date and if requested, the entire product, to support a warranty claim. Water Pik, Inc. will replace at its discretion the product, provided the product has not been abused, misused, altered or damaged after purchase, was used according to instructions, and was used only with accessories or consumable parts approved by Water Pik, Inc. This limited warranty excludes accessories or consumable parts such as tips, etc. Use with improper voltage will damage product and VOID warranty.

This warranty gives you specific legal rights. You may also have other rights that vary, depending on the law in your place of residence.

WATER PIK, INC. DISCLAIMS ALL OTHER EXPRESS OR IMPLIED WARRANTIES TO THE EXTENT PERMITTED BY LAW INCLUDING, BUT NOT LIMITED TO, ALL WARRANTIES OF MERCHANTABILITY AND FITNESS FOR A PARTICULAR PURPOSE. ALL IMPLIED WARRANTIES ARE LIMITED TO THE DURATION OF THIS LIMITED WARRANTY. SOME STATES OR PROVINCES MAY NOT ALLOW LIMITATIONS ON HOW LONG AN IMPLIED WARRANTY LASTS, SO THE ABOVE MAY NOT APPLY TO YOU.

Limitation of Liability

This limited warranty is your sole remedy against Water Pik, Inc. and it shall not be liable for any damages, whether direct, indirect, incidental, special, consequential, exemplary or otherwise, including but not limited to property damage, arising out of any theory of recovery, including statutory, contract or tort.

Arbitration

BINDING ARBITRATION AND WAIVER OF RIGHT TO ASSERT MATTERS IN COURT AND RIGHT TO JURY TRIAL.

By purchasing, installing, or using this product you agree that any controversy or claim arising out of or relating to your purchase, use, modification, installation, or removal of this product shall be settled by binding arbitration. The arbitrator's decision will be final and binding. Judgment on the award rendered by the arbitrator may be entered in any court having jurisdiction over the matter. Further, you agree that you will not have the right to litigate any claim arising out of or in relation to your purchase, use, modification, installation, or removal of this product in any court or to have a jury trial on that claim.

Arbitration of any matters shall be administered by the American Arbitration Association and conducted by one arbitrator in accordance with the consumer arbitration rules of the American Arbitration Association in effect at the time of filing of the demand. The venue for all such arbitrations shall be Colorado and any such arbitration shall be subject to the Federal Arbitration Act and Colorado law.

WAIVER OF RIGHT TO PARTICIPATE IN CLASS ACTIONS OR PURSUE CLAIMS IN A REPRESENTATIVE CAPACITY.

Further, by purchasing, installing, or using this product you agree that arbitration must be on an individual basis. This means neither you, nor we, may join or consolidate claims in arbitration by or against other purchasers or users of Water Pik, Inc. products or the general public.

Additionally, you may not litigate in court or arbitrate any claims as a representative or member of a class or in a purported representative capacity on behalf of the general public, other purchasers or users of this product, other persons or entities similarly situated, or in a private attorney general capacity.

FCC STATEMENT (USA)

This device complies with part 15 of the FCC Rules. Operation is subject to the following two conditions:

(1) This device may not cause harmful interference, and

(2) this device must accept any interference received, including interference that may cause undesired operation.

Warning: Changes or modifications not expressly approved by Water Pik, Inc. could void the user's authority to operate the equipment.

Note: This equipment has been tested and found to comply with the limits for a Class B digital device, pursuant to part 15 of the FCC Rules. These limits are designed to provide reasonable protection against harmful interference in a residential installation.

This equipment generates, uses and can radiate radio frequency energy and, if not installed and used in accordance with the instructions, may cause harmful interference to radio communications. However, there is no guarantee that interference will not occur in a particular installation.

If this equipment does cause harmful interference to radio or television reception, which can be determined by turning the equipment off and on, the user is encouraged to try to correct the interference by one or more of the following measures:

- Reorient or relocate the receiving antenna.
- Increase the separation between the equipment and receiver.
- Connect the equipment into an outlet on a circuit different from that to which the receiver is connected.
- Consult the dealer or an experienced radio/TV technician for help.

waterpik™

Congratulations!

You are now on your way to better oral health!

✓ **REGISTER AND SAVE**
Register your product and receive over $50 in savings.
waterpik.com/registration

✓ **WE'RE HERE TO HELP**
We hope you are loving your new water flosser. If for any reason you are not satisfied or have any product questions, please contact our Customer Service Team based in Fort Collins, Colorado.

waterpik.com/contact

Instructions for Use

GETTING STARTED

1. Remove the reservoir, lift the reservoir lid, and fill with warm water. Replace the reservoir over the base and press down firmly and replace the lid.

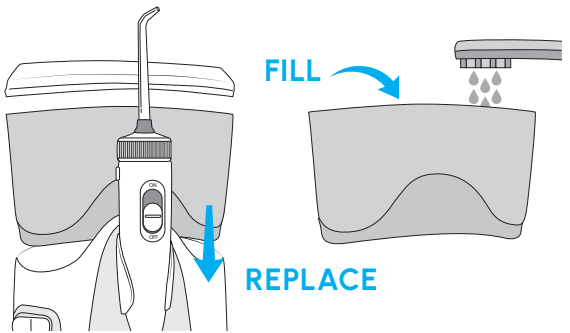

2. Insert tip firmly until it clicks into place. To remove tip, push the tip eject button.

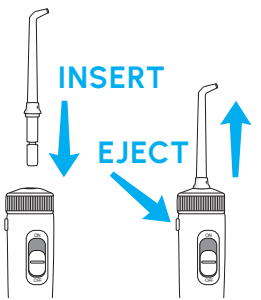

PRIMING UNIT (FIRST TIME USE ONLY)

3 Turn pressure to high, point tip into sink, turn power ON and water switch to ON until water flows. Turn power and water OFF.

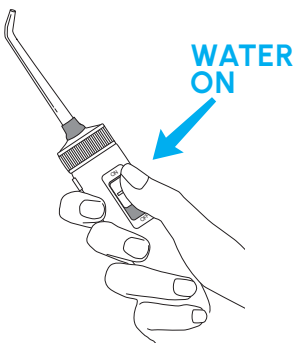

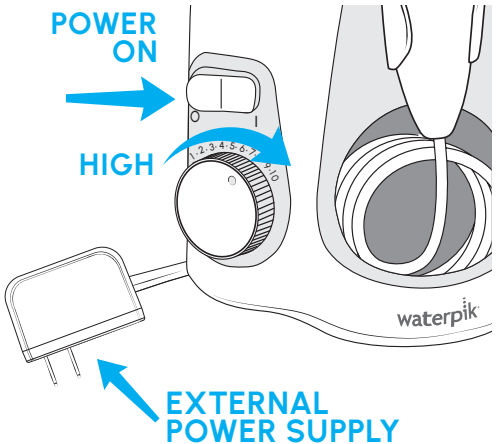

WATER FLOSS

4 Place tip in mouth. Start on low pressure. Turn power ON. Turn water ON and increase pressure to your liking.

Note: For optimal results, water floss once a day and increase the intensity over time as your gums become stronger until you reach the high setting.

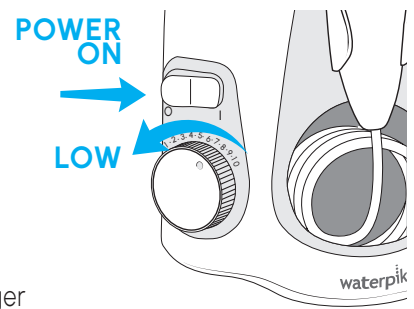

TECHNIQUE

5 Lean over sink. Close lips enough to prevent splashing, while still allowing water to flow from mouth into sink.



6 Aim water at the gumline at a 90 degree angle. Follow the gumline and pause briefly between teeth.

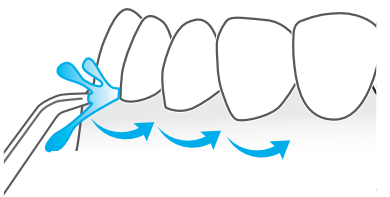

Tip: LOOK INTO SINK, not in mirror, to reduce splashing.



TO AVOID MESS: KEEP TIP IN MOUTH WHILE UNIT IS ON.

Replacement Tips:

Orthodontic Tip (OD-100E)
Replace every 3 months

Pik Pocket™ Tip (PP-100E)
Replace every 3 months

Plaque Seeker™ Tip (PS-100E)
Replace every 3 months

Precision Tip (JT-100E)
Replace every 6 months

Tongue Cleaner (TC-100E)
Replace every 6 months

Implant Denture Tip (DT-100E)
Replace every 6 months

Full line of replacement parts and accessories may be purchased online at www.waterpik.com or by phone from Water Pik, Inc. at 1-800-525-2774.

Device Specifications

Rated Input: 100-240 V~, 50-60 Hz

Operating ambient temperature (use): 5–40 °C (41–104 °F)
Short-term storage up to 1 month (including transport): -10–60 °C (14–140 °F). Avoid direct sunlight and heat sources.
Recommended long-term storage: For storage longer than 1 month, keep the product in a cool, dry place at 10–25 °C (50–77 °F). Avoid direct sunlight and heat sources.

Have Questions or Need More Information?

- **CLEANING**
- **TIPS**
- **TROUBLESHOOTING**
- **COMMON QUESTIONS**
- **HOW-TO VIDEO**

Let Us Help You Get Started!

We have many helpful tools to provide you with the best possible experience. Scan the QR code or visit waterpik.com/ultra

Service Maintenance

Waterpik™ water flosser and toothbrushes have no consumer serviceable electrical items and do not require routine service maintenance. For all accessories go to www.waterpik.com. You may also call our toll-free customer service number at 1-800-525-2774 (USA). Refer to the serial and model numbers in all correspondence. These numbers are located on the bottom of your unit.

Still have questions? Go to www.waterpik.com.

Using Mouthwash and Other Solutions/Cleaning

Your Waterpik™ water flosser can be used to deliver mouthwash and antibacterial solutions. After using any special solution, rinse unit to prevent clogging by partially filling reservoir with warm water and running unit with tip pointed into sink until unit is empty.

Never immerse unit in water. Before cleaning, unplug from the electrical outlet. Clean the product when necessary by using a soft cloth and mild non-abrasive cleanser.

The water reservoir is removable for easy cleaning and is top rack dishwasher safe, heat cycle OFF.

It is recommended that the reservoir is removed and cleaned weekly.

Using abrasive or chemical cleaners may damage the plastic housing of this product.

Removing Hard Water Deposits/General Cleaning

Hard water deposits may build up in your unit, depending on the mineral content of your water. If left unattended, it can hinder performance. Cleaning internal parts: add 2 tablespoons of white vinegar to a full reservoir of warm water. Point the handle and tip into sink. Turn unit ON (I) and run until reservoir is empty. Rinse by repeating with a full reservoir of clean warm water.

This process should be done every 1 to 3 months to ensure optimal performance.

waterpik.com/contact

CONNECT WITH US @WATERPIK

Call: 1-800-525-2774
www.waterpik.com

waterpik

Water Pik, Inc., a subsidiary of Church & Dwight Co., Inc.
1730 East Prospect Road
Fort Collins, CO 80553-0001 USA
800-525-2774
www.waterpik.com

Form No. 20033541-F AC
©2026 Water Pik, Inc.