UP TRAVEL MAX

Quick Start Guide

1 Power

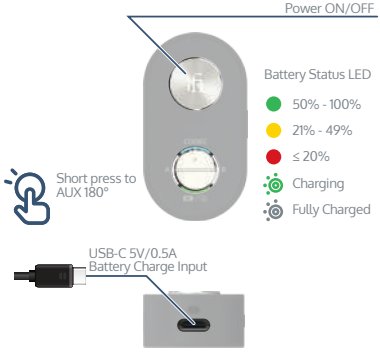

2 TX Mode

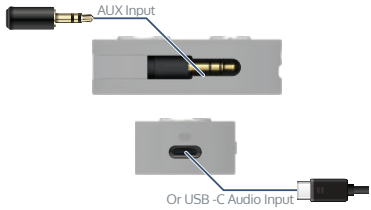

3 RX Mode

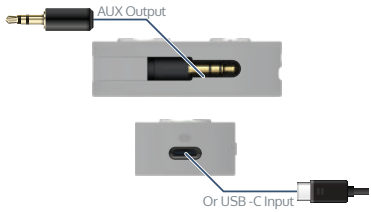

4 'A' / 'B' Device Selector / B & Pairing



Short press to cycle Selector
A +B ❯ A ❯ B

When switching, the corresponding LED blinks three times.



Connect via phone:
Turn on
select **UP Travel Max**

Long press ≥3s to B
Pairing (RX)
Pairing (TX)

5 TX/RX Mode Selector

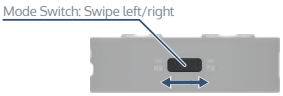

6 Codec Format Selector and LED / Voice Prompt/ A Pairing Factory Reset



LED Codec Indicator (TX & RX)
- SBC
- AAC
- aptX
- aptX HD*
- aptX Adaptive
- LDAC
- LHDC (HWA)*
- aptX Lossless*

*Codec availability depends on TX/RX mode and connection type.

Short press ≤1s to cycle codec

Long press ≥3s to A
TX: A Pairing
RX: Voice Prompt ON

Long press ≥15s to Factory Reset

NEXIS app