54mm

54mm

GO cable

Quick Start Guide

1 USB-C Input



Connect to source

2 2-Pin Output



Connect to IEMs

ASTRA

Connecting the Left and Right Cables to AIRO ASTRA

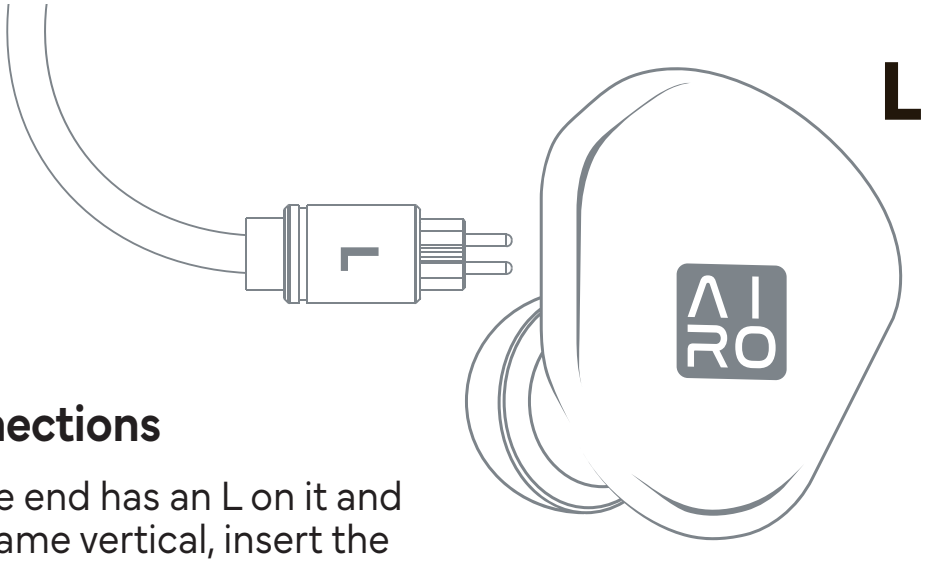

Left Ear connections

Ensure the cable end has an L on it and with the AIRO name vertical, insert the cable so it is attached and will go over your ear, and run down the back of your ear.

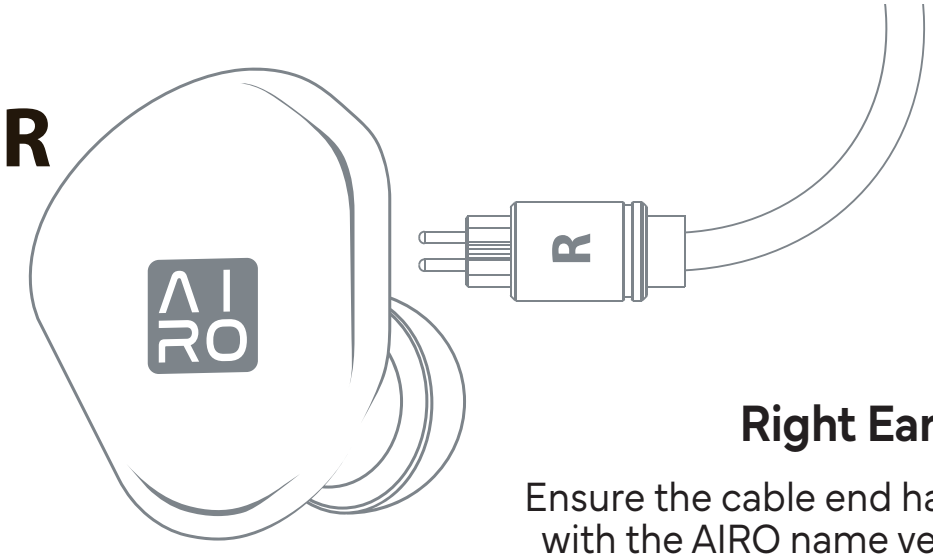

Right Ear connections

Ensure the cable end has an R on it and with the AIRO name vertical, insert the cable so it is attached and will go over your ear, and run down the back of your ear.