FIAT® 500X

QUICK START GUIDE




Multifunction Lever
Windshield Wiper Lever
Uconnect System
Climate Controls
USB Port
Power Outlet
Light Controls
Adaptive Cruise Control Buttons

Dynamic Selector Traction Control System

SELECT A MODE THAT WILL PROVIDE THE BEST DRIVING PERFORMANCE

DYNAMIC SELECTOR SWITCH

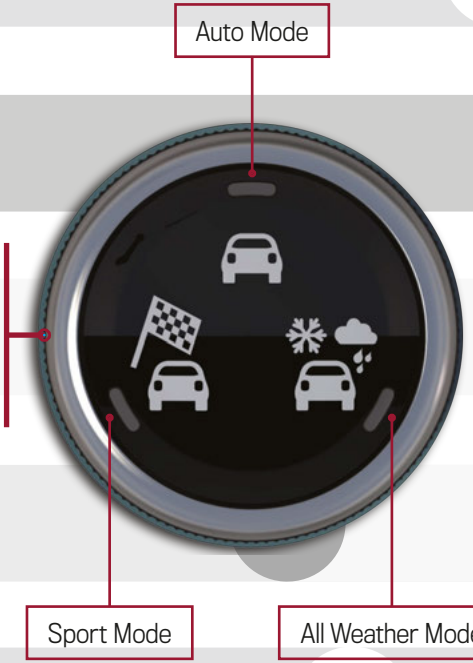

Scan me

AUTO

Designed for comfort and safety in normal driving conditions. The system automatically defaults to this mode when there is a system fault.

ALL WEATHER

Designed to increase traction control and stability control for low traction conditions (e.g. off-road driving, dirt roads, wet and slippery roads).

SPORT

Designed to increase steering feedback to the driver with a slight increase in effort, and changes the transmission shift schedules for more aggressive shifting.

KEEP IN MIND:

Auto Mode reduces fuel consumption in vehicles equipped with All-Wheel Drive by automatically altering the distribution of torque between the front and rear axles.

Sport Mode is useful when driving on twisty roads where more steering precision is desired.

SELECT YOUR DRIVING MODE

Lights & Wipers Operation

Scan me

PUSH
TO ACTIVATE HIGH BEAMS



PULL
FOR FLASH-TO-PASS

Headlights, Parking Lights, & Instrument Panel Lights

Parking Lights & Instrument Panel Lights

Fog Lights



Scan me

Scan me

PUSH UP
TO MIST THE WINDSHIELD

PUSH FORWARD
TO ACTIVATE THE REAR WINDSHIELD WASHER

PULL
TO ACTIVATE THE FRONT WINDSHIELD WASHER

Rear Wipers ON

Front Wipers

OFF
INT
LOW
HIGH



Rear Wipers OFF

USE YOUR LIGHTS & WIPERS

Mopar® YOUR Way

REAP THE BENEFITS OF YOUR OWNER'S PROFILE

Get an online experience all your own—tailored to you and your vehicle—accessible anytime, anywhere.

24/7 ACCESS TO EVERYTHING YOU NEED

- Custom dashboard for every vehicle in your garage
- Access to your vehicle's Owner's Manual, warranty & more
- Ability to set preferred dealer & schedule service with ease
- Maintenance records and up-to-date vehicle health reports
- Special offers on exceptional Mopar® service at your dealership



Scan me
(U.S. Residents Only)*

*Canadian residents are not required to create a profile.

UTILIZE YOUR OWNER PROFILE

Pair a Phone

Scan me

1. Make sure Bluetooth® is enabled on your mobile device.
2. With the vehicle in the ON or ACC/RUN position, press the Phone button on the vehicle's touchscreen menu bar.
3. Press "Pairing".
4. Press "Paired Phones" or "Paired Audio Sources".
5. Select "Add Device" then follow the prompts on your phone and on the touchscreen.

KEEP IN MIND:

Some mobile phones will require you to enter a PIN as part of the connection process.

For more detailed connecting instructions, refer to "Phone Operation" in your Uconnect radio book.

READY TO REMOVE A PHONE OR AUDIO DEVICE?



1. Press the "Pairing" button on the touchscreen.
2. Press "Paired Phones and Audio Devices".
3. Press "Settings" next to the phone or device you want to remove.
4. Press "Delete Device".
5. Press "X" to exit the settings screen. The device should be removed.

YOU MAY ALSO BE ABLE TO CONNECT YOUR APPS

If your vehicle is equipped with Android Auto™ & Apple CarPlay®, connect your unlocked smartphone to one of the media USB ports in your vehicle.
Once connected and recognized, the Android™ or CarPlay® icon will replace the phone icon on your personalized menu bar.

KEEP IN MIND:

For Android™ Users, if the Android Auto™ App was not previously downloaded, it will download the first time you plug in your device.

For Apple® Users, Apple CarPlay® is only compatible with iPhone5® or later and requires Siri being enabled in Settings.

Automatic Climate Controls



TIP:
Rotate the Driver Temperature Control knob counterclockwise for MAX A/C.

Manual Climate Controls

The **Blower Control knob** will regulate the amount of air forced through the system in any mode.

The **Temperature Control knob** will regulate the temperature of the air inside the passenger compartment.

Use the **Mode Control knob** to change between airflow distribution modes.



The **Recirculation button** will toggle between recirculation mode and outside air mode.



The **A/C button** will engage the Air Conditioning (A/C) system.



The **Rear Defrost button** will turn the rear window defroster and heated outside mirrors (if equipped) on or off.

Uconnect 4/4 NAV With 7-Inch Display Overview

ACCESS YOUR MEDIA, PHONE, VEHICLE SETTINGS, AND NAVIGATION THROUGH SEVERAL MODES:

RADIO MODE — Access all of your favorite radio stations, including SiriusXM®.

MEDIA MODE — Play all of your favorite music from your USB or Bluetooth® device.

PHONE MODE — Pair your smartphone and make hands-free calls or send hands-free messages to any of your contacts.

NAVIGATION MODE — Having trouble finding a place? Enter an address or search from multiple points of interest to navigate anywhere using Uconnect.

Scan me



FEATURES EQUIPPED:

- 7-inch Touchscreen Display
- Apple CarPlay®
- Android Auto™
- Customizable Menu Bar
- Hands-Free Phone Calling

Warning & Indicator Lights

	Air Bag		Battery Charge		Brake		Coolant Temperature		Door Open
	Electric Power Steering Fault		Electronic Throttle Control (ETC) Hood Open		Hood Open		Oil Pressure		Seat Belt Reminder
	Transmission Fault		Trunk Open		Vehicle Security		Adaptive Cruise Control (ACC) Fault		Anti-Lock Brake System (ABS)
	Audio System		Drive Mode System Overheating		Electronic Park Brake		Electronic Stability Control (ESC) Active		Electronic Stability Control (ESC) OFF
	Engine Check/ Malfunction		External Light Failure		Fuel Cutoff		Fuel Cutoff Failure		Fuel Level Sensor Failure
	Full Brake Control		Full Brake Control Off		Icy Road Condition		Immobilizer Fail / VPS Electrical Alarm		LaneSense
	Loose Fuel Filler Cap		Low Fuel		Service		Service LaneSense		Service Stop / Start
	Tire Pressure Monitoring System (TPMS)		Transmission Temperature		Cruise Control Set		Front Fog		LaneSense
	Parking Lights / Headlights On		Stop/Start Active		Turn Signal		LaneSense		Light Sensor Failure
	Speed Warning		High Beam		Cruise Control Ready/Canceled				

For additional information on any of the topics in this publication, please refer to your Owner's Manual.

©2020 FCA US LLC. All Rights Reserved.
FIAT is a registered trademark of FCA Group Marketing S.p.A., used under license by FCA US LLC.
App Store is a registered trademark of Apple Inc. Google Play Store is a registered trademark of Google.

FD_QSG_EN_USC_AA