Gary

Automatic Pulse Width Modulation Fuzz and Dynamic Natural Overdrive

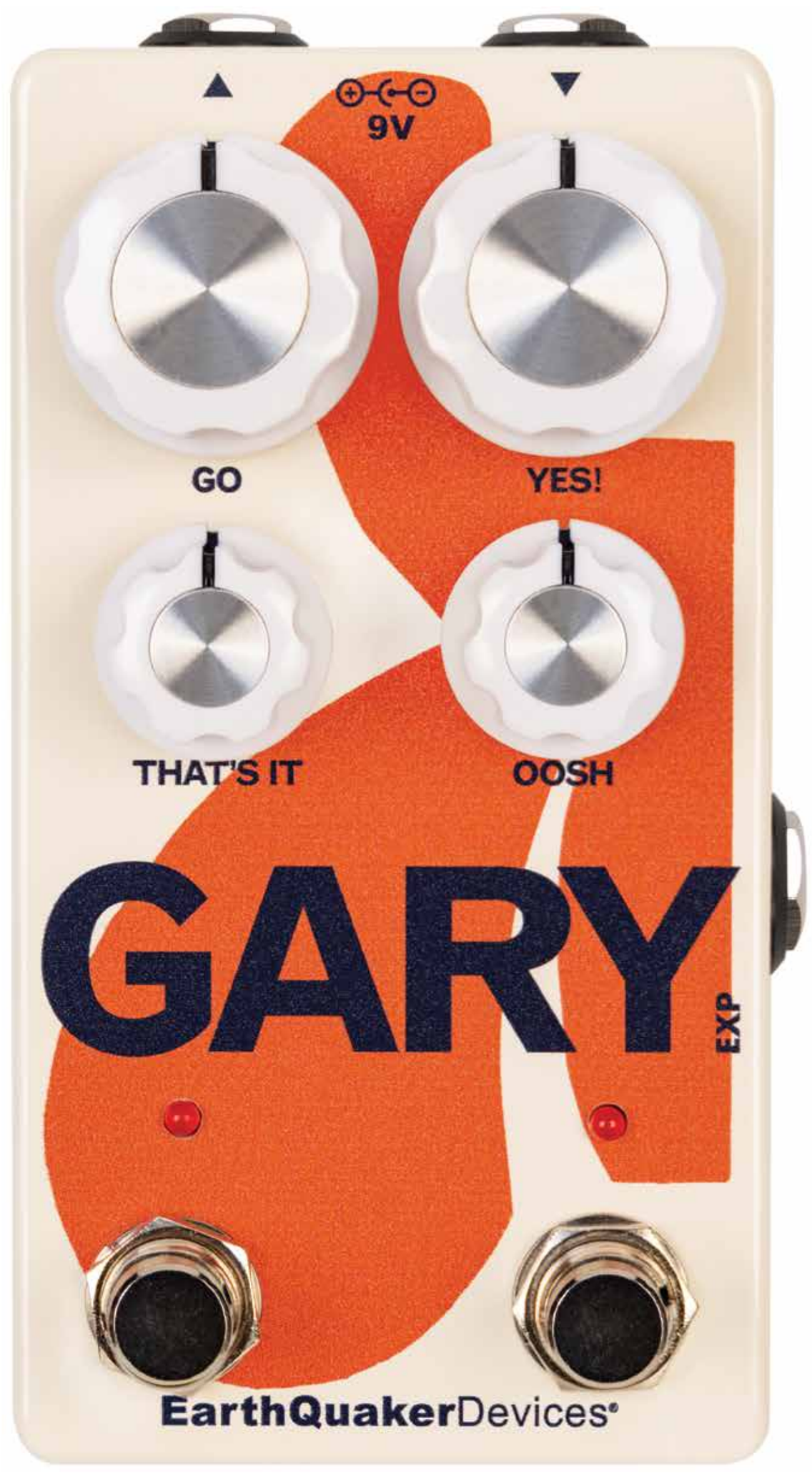

INTRO

EarthQuaker Devices is proud to introduce you to your new best bud, Gary. This little big guy was dreamt up by the one and only Lee Kiernan from the crushing and most necessary band IDLES!

Gary started as a simple request to create a compact version of our now discontinued Gray Channel, which was a mainstay on Lee's board and a big part of his main drive tone. This was all fine and good, and sounded quite sick, but Gary was demanding that we look deeper and explore his dark side a little more; Gary after dark, Saturday night Gary. So, we sat him down and began the trek of figuring out old Gare-Bear once and for all. The result is a real exercise in light and dark; smooth to shredded and everything in between.

Gary's right brain consists of a dynamic and destructive fuzz that is both domineering and interactive. It is a ripping fuzz tone with an envelope-controlled variable pulse width and enough volume to blow everything up. This nasty little fuzz turns the signal into a square wave and allows you to dynamically adjust the duty cycle with pick attack. *Yes!* controls the sensitivity of the envelope. When this is all the way down you will get an unadulterated thick and heavy square wave fuzz tone that will sustain for days and go dead quiet when you stop playing. As you

INTRO (CONT.)

increase the *Yes!* control, the envelope becomes more interactive, and the pulse width narrows the harder you hit it. As the pulse width narrows, the tone becomes more nasal and biting until it gets so narrow that Gary goes to his dark place and disappears completely. In other words, with higher sensitivity settings, the sound will disappear entirely and come cruising back to Gary's big guy tone. With proper playing dynamics, this creates a very cool effect that can sound like an exploding amp coming in and out of life, blown through a phase shifter.

This effect can also be controlled with an expression pedal for manual operation or for finding just the right pulse width to cut through the mix for a set-and-forget operation. When using an expression pedal, *Yes!* operates in conjunction with the expression pedal to set the peak of the sweep. Set *Yes!* to the desired stopping point and express yourself as you please without worry of taking Gary over the edge!

Oosh acts as the master volume for Gary's nasty side. There is an insane amount of volume on tap so use this control wisely!

INTRO (CONT.)

Gary's left brain displays his softer side. This is a simple and natural sounding overdrive that keeps your tone lively and drives your amp crazy. This side is based on the green channel of our Gray Channel, which is our take on the classic little yellow overdrive that started it all for us. Lee used this pedal with the clipping switch permanently set to the middle position, which removes all the diodes from the circuit, producing a full-bodied, cutting opamp distortion with plenty of volume on tap. We have reproduced that tone here with exacting precision. *Go* sets the opamp drive and can range from a simple full-range clean boost all the way up to a smooth and natural distortion. In conjunction with *That's It*, which is the master volume for the drive side, you can use Gary's softer side as a clean boost to push your amp into overdrive or turn up *Go* and use all of Gary's internal magic to create the finely tuned dirt you desire.

Gary's signal path is fuzz into overdrive for total tonal integrity and cannot be changed. This is where Gary put his foot down, and we obliged.

Each and every Gary was softly brought to life by the delicate hands of EarthQuaker Devices in the elegantly unrefined canal-front city of Akron, Ohio USA.

CONTROLS



YES!

Sets the sensitivity for the envelope that controls the duty cycle for the square wave fuzz. The envelope is highly dependent on the level of the incoming signal, which can be affected by any gain pedals in front of Gary, pickup strength, source instrument, etc. For best results, place Gary near the front of the signal chain to get the most dynamic response from the envelope. Once this control gets around noon, the pulse becomes so narrow that the signal will disappear. This is completely normal.



OOSH

Master volume for the fuzz side.



GO

Gain control for the overdrive. Turn *Go* up to increase the opamp gain to a thick and full distortion, or turn it down and turn up *That's It* to use the overdrive for a clean boost.



THAT'S IT

Master volume for the overdrive side.

CONTROLS (CONT.)



RIGHT FOOTSWITCH

Fuzz

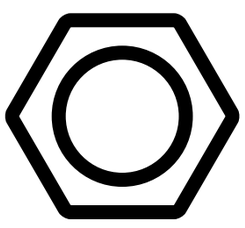

LEFT FOOTSWITCH

Overdrive



EXP

Connect an expression pedal here to control the pulse width. This will defeat the internal envelope and allow you to adjust the duty cycle in real time. Note that the *Yes!* control remains active when an expression pedal is in use and sets the peak of the sweep, allowing you to fine tune the range.

FLEXI-SWITCH® TECHNOLOGY

This device features Flexi-Switch Technology!

- **For standard latching operation:** Tap the footswitch once to activate the effect and then tap again to bypass.
- **For momentary operation:** With the effect off, hold the footswitch down for as long as you'd like to use the effect. Once you release the switch, the effect will be bypassed.

Since the switching is relay based, it requires power to pass signal.

POWER REQUIREMENTS

Current Draw .....20 mA

This device takes a standard 9 volt DC power supply with a 2.1mm negative center barrel. We recommend using a pedal-specific, transformer-isolated, wall-wart power supply or a power supply with multiple isolated-outputs. Pedals will make extra noise if there is ripple or unclean power. Switching-type power supplies, daisy chains and non-pedal specific power supplies do not always filter dirty power and may result in unwanted noise.



DO NOT RUN AT HIGHER VOLTAGES!

TECH SPECS

FUZZ

Input Impedance..... 1 MΩ
Output Impedance .....<1 kΩ

OVERDRIVE

Input Impedance..... 500 kΩ
Output Impedance .....<1 kΩ

ARTWORK

Artwork by Charlotte Gosch, studio other types.

WARRANTY

This device has a limited lifetime warranty. If it breaks, we will fix it. Should you encounter any issues, please visit www.earthquakerdevices.com/support.