www.drivetech.info

15206 INSTALLATION

www.drivetech.info

1. Install ¼ rails on the adapter brackets using the included hardware.



2. Align two of the holes in the adapter bracket with the two end holes on the two cross members of the head section of the spring deck. The angled side of the ¼ rail must face the foot of the bed.

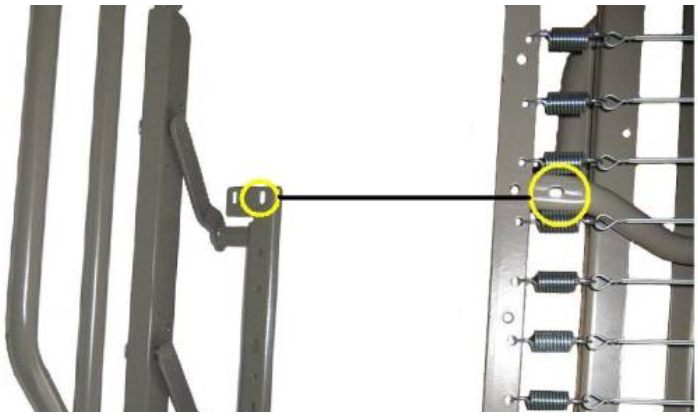

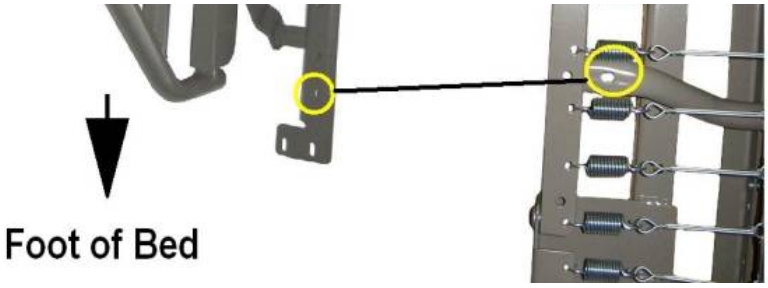

3. Install the ¼ rail to the bed with the enclosed hardware.

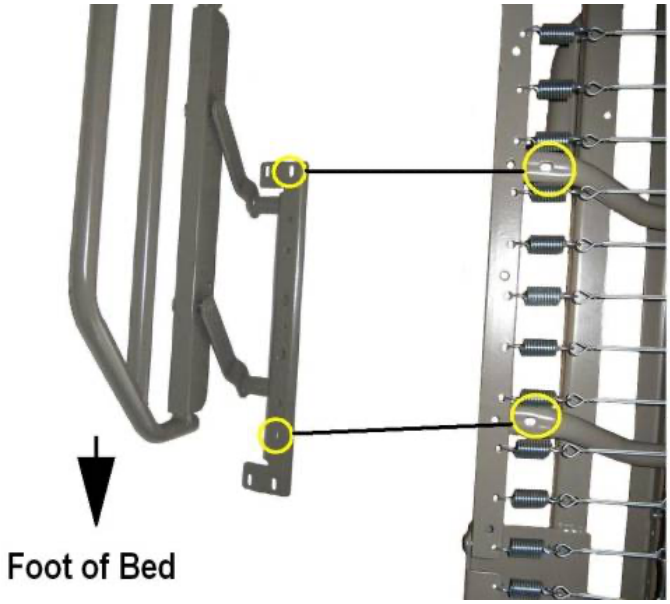

4. Repeat for the opposite side of the bed.

