Quick Start Guide

Installing a Universal Phone Adaptor

The Amcrest AM-B1042-B comes with a compatible universal phone adapter. To utilize the phone adapter with your binoculars, please follow the instruction set listed below.

1



Align the center hole of the phone adapter to the camera located on the back of your phone.

2



Use the tightening screw to secure the center hole of the phone adapter.

Use the tightening screw on the side of the phone clamp to secure your phone to the adapter.

3



Attach the adapter and phone to the binoculars and turn the adjustment cap to the right to secure it to the ocular lens of the binoculars. To loosen turn the cap to the left.

4



Tighten every screw on the adapter to make sure phone and adaptor are secured onto the binoculars.

5



Use your phone to record, zoom in or zoom out on a target.

Discover more at
amcrest.com